



WINDSOR TERRACE

A monthly analysis of residential sales
in Windsor Terrace, Brooklyn

January 2017





Residential Market Report, January 2017

Windsor Terrace, Brooklyn

SUMMARY

MEDIAN SALE PRICE

\$795K

14% YoY

NO. OF TRANSACTIONS

6

-40% YoY

MEDIAN PRICE/SQ.FT.

\$1,090

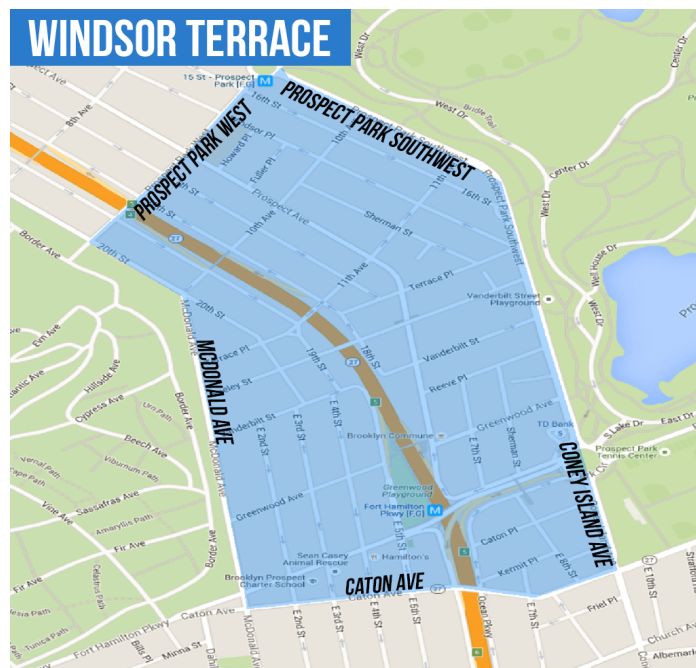
43% YoY

BROOKLYN
MEDIAN SALE PRICE

\$672K

10% YoY

NEIGHBORHOOD BOUNDARIES

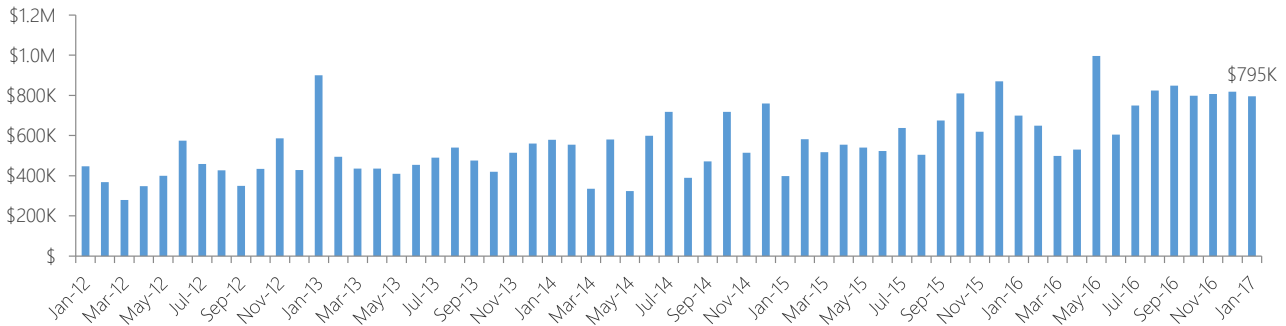




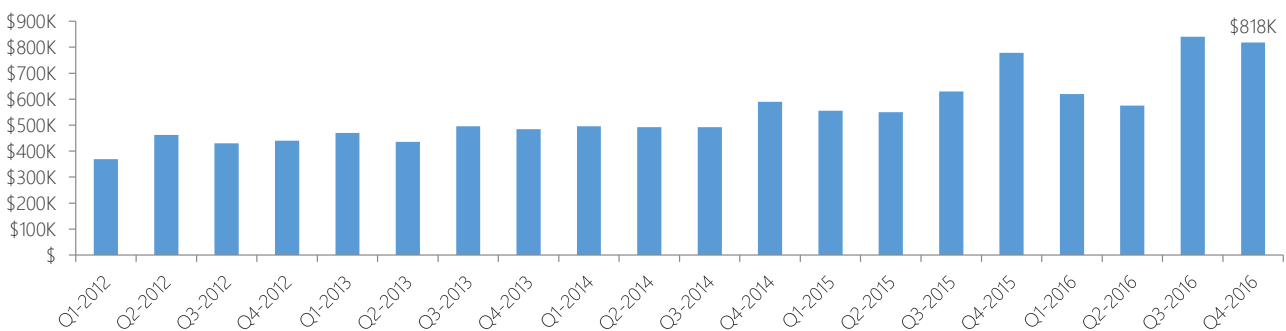
The RATNER Team Market Reports

RESIDENTIAL STATS

Median Sale Price by Month

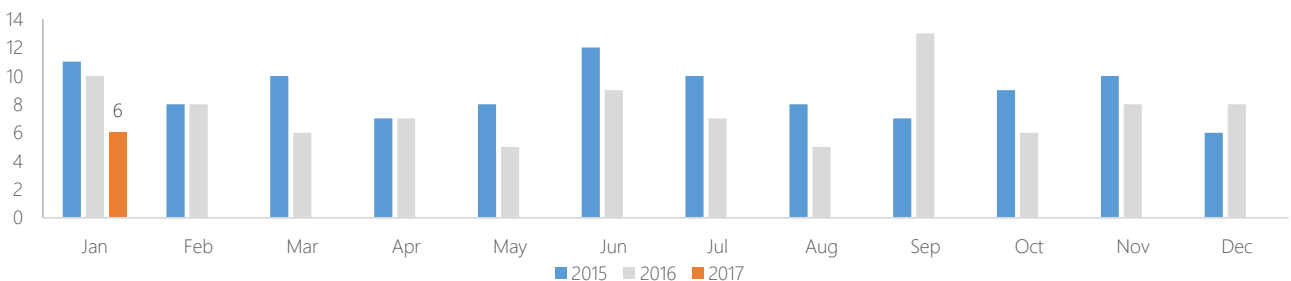


Median Sale Price by Quarter



Number of Transactions

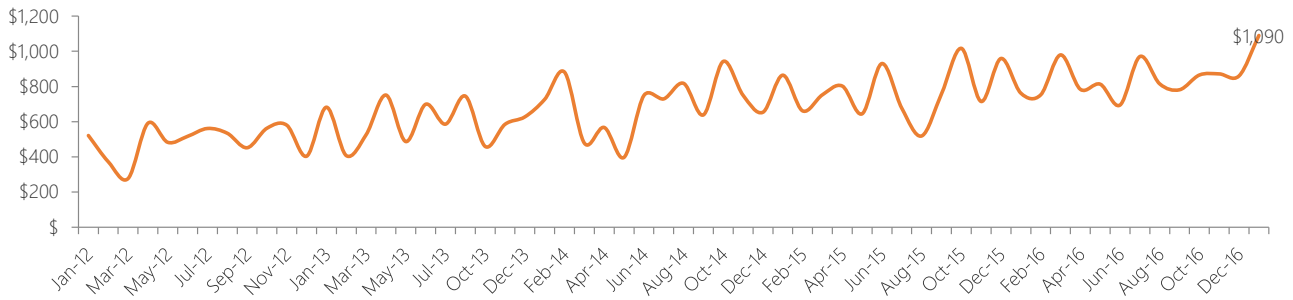
Year	Jan	Feb	Mar	Apr	May	Jun	Jul	Aug	Sep	Oct	Nov	Dec
2012	2	8	4	5	5	13	15	12	7	10	10	8
2013	3	12	12	11	7	13	16	12	3	12	16	9
2014	10	6	4	6	6	8	12	9	11	6	12	13
2015	11	8	10	7	8	12	10	8	7	9	10	6
2016	10	8	6	7	5	9	7	5	13	6	8	8
2017	6											





The RATNER Team Market Reports

Median Sale Price per Square Foot

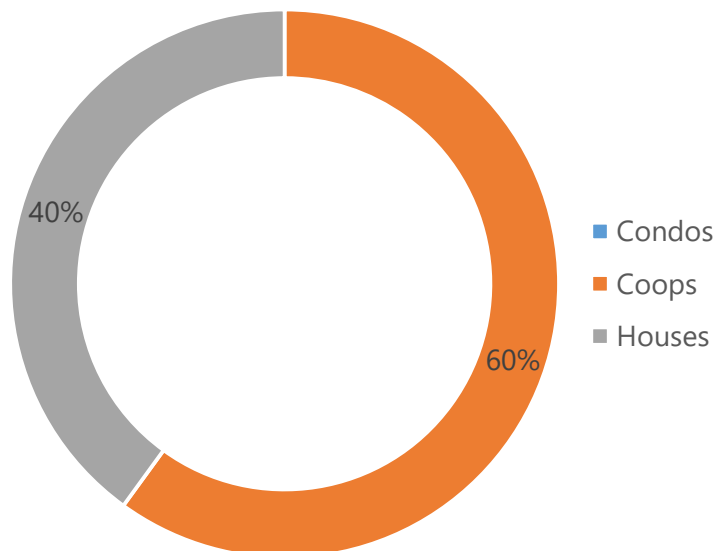


RESIDENTIAL SALES BREAKDOWN

Type of Residential Properties Sold

Property Type	Median sale price	Y-o-Y	Median sale price/sqft	Y-o-Y	Transactions
Condos	-	-	-	-	0
Coops	\$695,000	49%	-	-	3
Houses	\$1,534,500	34%	\$1,090	97%	2

Number of Sales by Building Type





LIST OF TRANSACTIONS

Address	BBL	Sale date	Sale price	Property type	Sqft
207 Windsor Pl	3-01111-0070	13-Jan-17	\$2,100,000	House	1,938
578 A 19 St	3-00890-0025	10-Jan-17	\$969,000	House	884
651 Vanderbilt St #3L	3-05268-0033	13-Jan-17	\$795,000	Coop	
651 Vanderbilt St #3Z	3-05268-0033	20-Jan-17	\$695,000	Coop	
47-49 Reeve Pl #14	3-05275-0036	17-Jan-17	\$410,000	Coop	