



SUNSET PARK

A monthly analysis of residential sales
in Sunset Park, Brooklyn

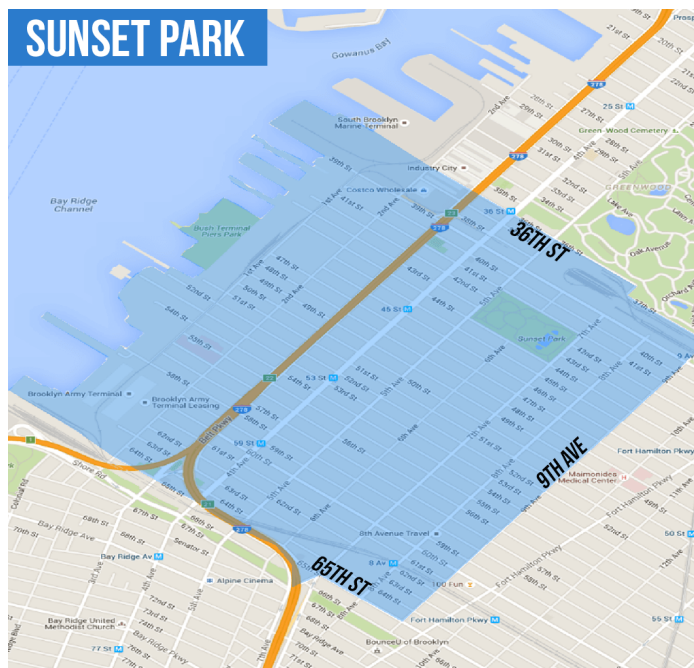
January 2017





Sunset Park, Brooklyn

10% YoY



o: 718-747-8215 | c: 347-501-0860 | e: Contact@TheRatnerTeam.com

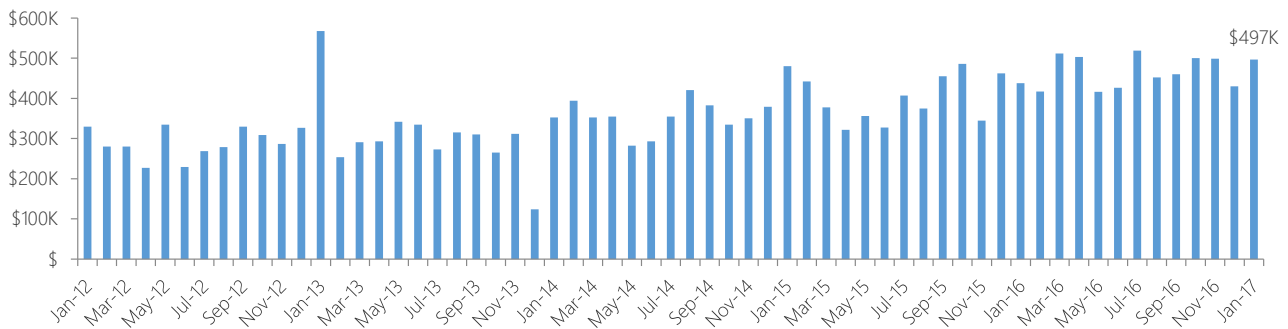
Warren Lewis Sotheby's International Realty



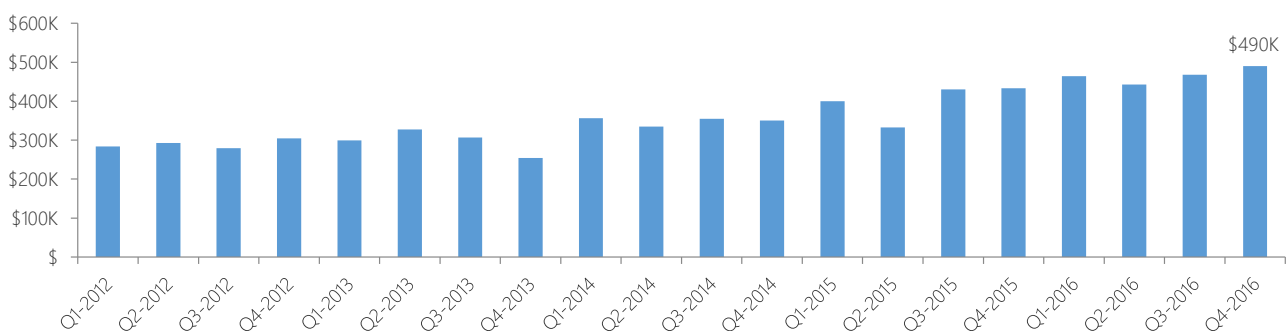
The RATNER Team Market Reports

RESIDENTIAL STATS

Median Sale Price by Month

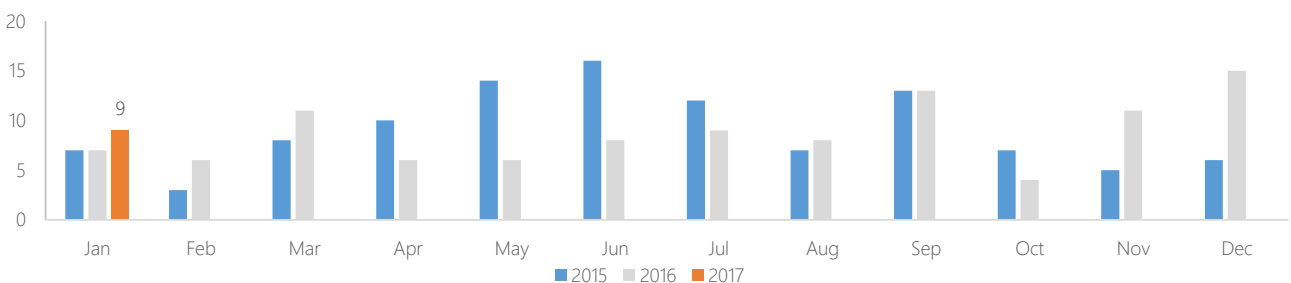


Median Sale Price by Quarter



Number of Transactions

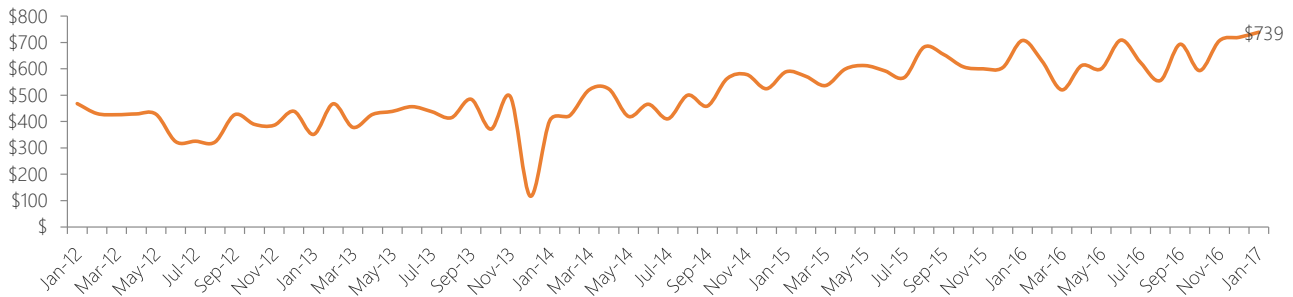
Year	Jan	Feb	Mar	Apr	May	Jun	Jul	Aug	Sep	Oct	Nov	Dec
2012	9	7	21	6	21	13	7	9	6	19	10	12
2013	8	11	16	10	12	23	16	14	17	11	15	36
2014	14	7	14	13	8	6	18	7	4	7	13	5
2015	7	3	8	10	14	16	12	7	13	7	5	6
2016	7	6	11	6	6	8	9	8	13	4	11	15
2017	9											





The RATNER Team Market Reports

Median Sale Price per Square Foot

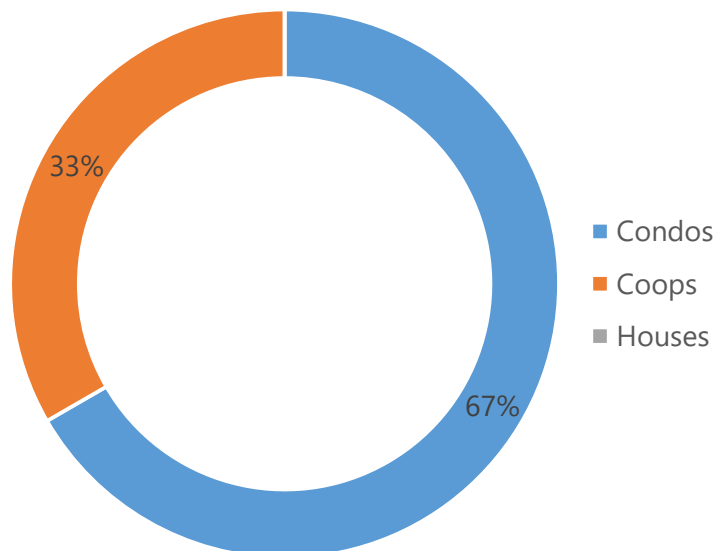


RESIDENTIAL SALES BREAKDOWN

Type of Residential Properties Sold

Property Type	Median sale price	Y-o-Y	Median sale price/sqft	Y-o-Y	Transactions
Condos	\$365,040	-4%	\$739	4%	6
Coops	\$560,000	-11%	\$816	38%	3
Houses	-	-	-	-	0

Number of Sales by Building Type





LIST OF TRANSACTIONS

Address	BBL	Sale date	Sale price	Property type	Sqft
844 50 St #5B	3-05644-1008	17-Jan-17	\$610,000	Condo	982
712 45 St #3I	3-00750-0005	18-Jan-17	\$596,000	Coop	900
521-531 41 St #D2	3-00917-0058	31-Jan-17	\$560,000	Coop	
637-661 41 St #1A	3-00918-0052	18-Jan-17	\$533,280	Coop	550
638 50 St #4A	3-00793-1411	9-Jan-17	\$460,000	Condo	579
867 45 St #1B	3-00742-1102	6-Jan-17	\$365,040	Condo	
858 54 St #2D	3-05672-1003	5-Jan-17	\$365,000	Condo	464
420 64 St #6G	3-05818-1040	9-Jan-17	\$304,000	Condo	440