



HAMILTON HEIGHTS

A monthly analysis of residential sales
in Hamilton Heights, Manhattan

January 2017





Residential Market Report, January 2017

Hamilton Heights, Manhattan

SUMMARY

MEDIAN SALE PRICE

\$485K

18% YoY

NO. OF TRANSACTIONS

7

-36% YoY

MEDIAN PRICE/SQ.FT.

\$711

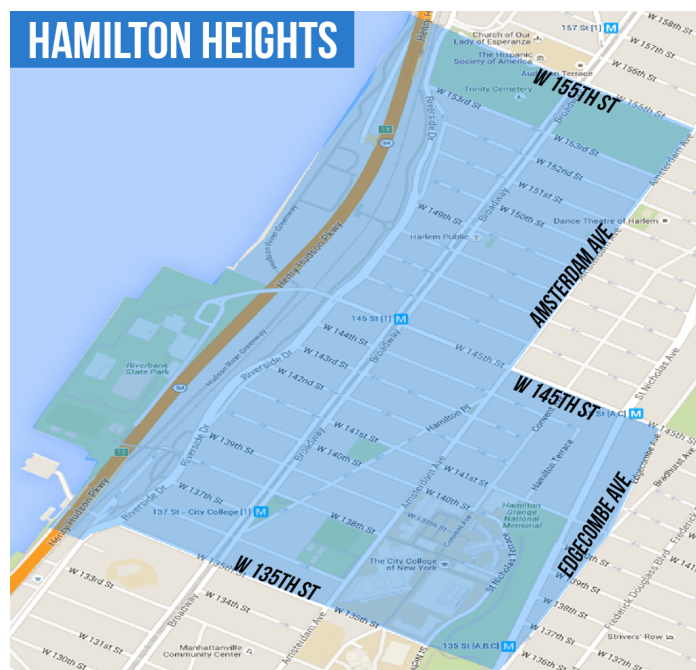
18% YoY

MANHATTAN
MEDIAN SALE PRICE

\$1.13M

-2% YoY

NEIGHBORHOOD BOUNDARIES

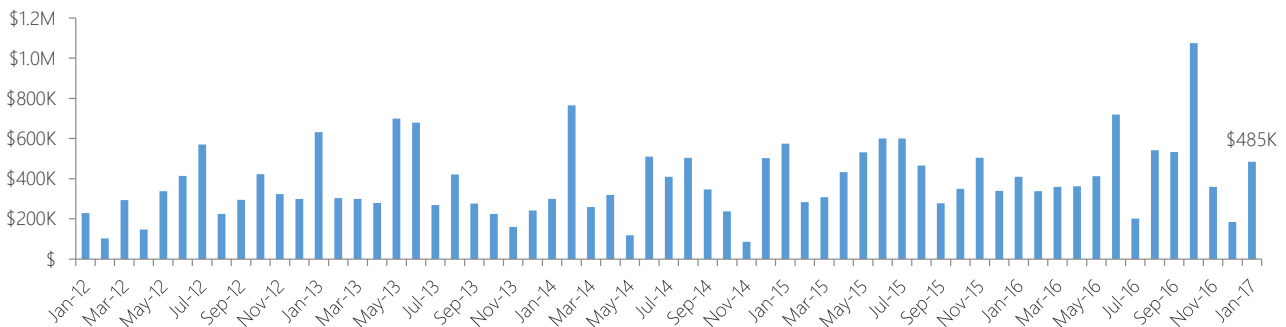




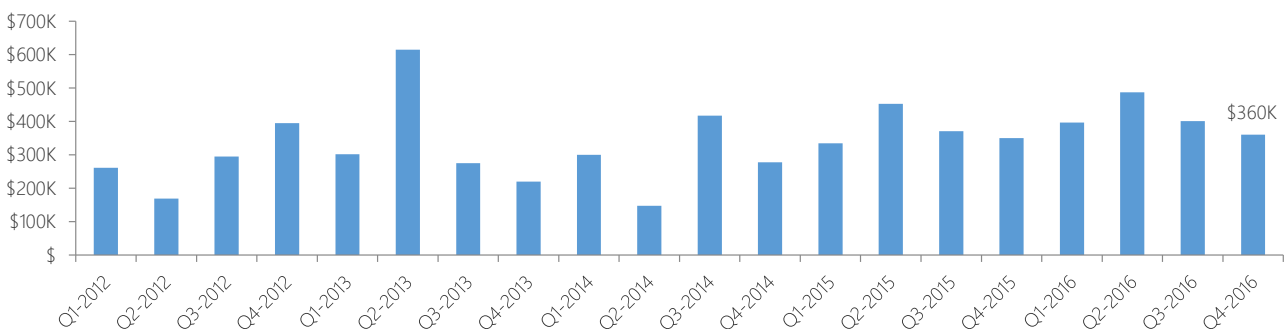
The RATNER Team Market Reports

RESIDENTIAL STATS

Median Sale Price by Month

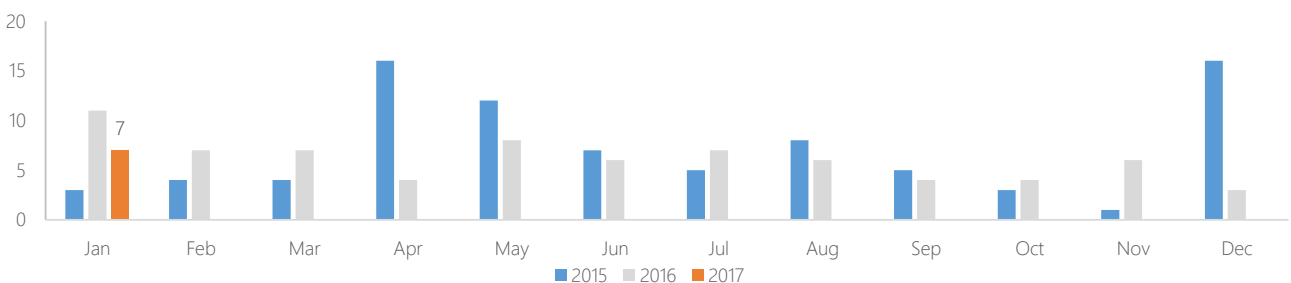


Median Sale Price by Quarter



Number of Transactions

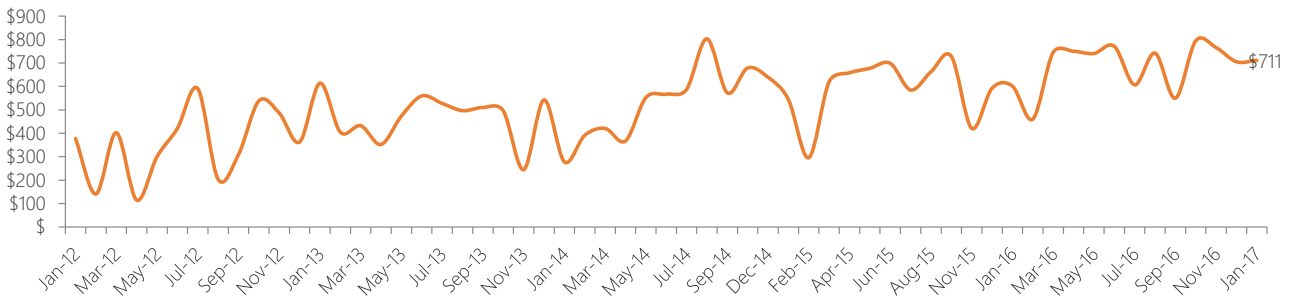
Year	Jan	Feb	Mar	Apr	May	Jun	Jul	Aug	Sep	Oct	Nov	Dec
2012	4	2	3	44	4	4	3	5	8	5	4	6
2013	2	3	1	4	7	5	7	8	5	7	4	8
2014	5	1	7	9	20	4	9	7	8	6	2	6
2015	3	4	4	16	12	7	5	8	5	3	1	16
2016	11	7	7	4	8	6	7	6	4	4	6	3
2017	7											





The RATNER Team Market Reports

Median Sale Price per Square Foot

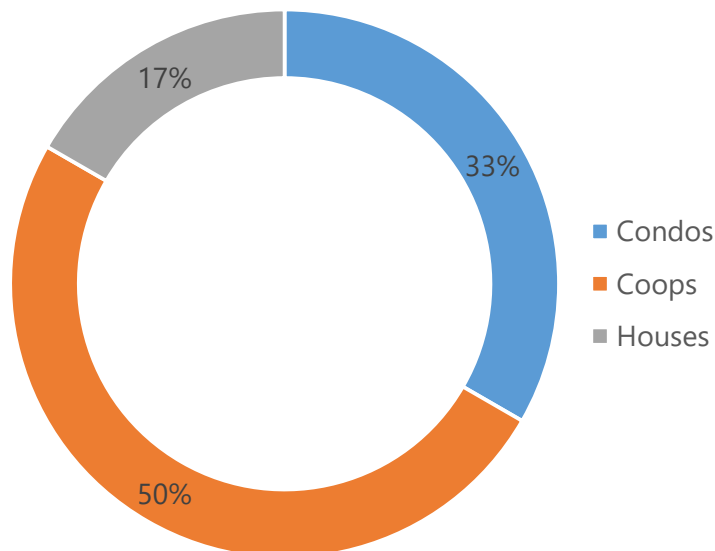


RESIDENTIAL SALES BREAKDOWN

Type of Residential Properties Sold

Property Type	Median sale price	Y-o-Y	Median sale price/sqft	Y-o-Y	Transactions
Condos	\$684,500	54%	\$595	-1%	2
Coops	\$80,000	-79%	-	-	3
Houses	\$4,650,000	-	\$800	-	1

Number of Sales by Building Type





LIST OF TRANSACTIONS

Address	BBL	Sale date	Sale price	Property type	Sqft
469 W 143 St	1-02059-0104	20-Jan-17	\$4,650,000	House	5,810
603 W 148 St #3B	1-02095-1011	18-Jan-17	\$819,000	Condo	1,152
453-455 W 143 St #10	1-02059-1110	31-Jan-17	\$550,000	Condo	1,150
79 Hamilton Pl #17	1-02072-0021	6-Jan-17	\$420,000	Coop	
640 W 139 St #24	1-02087-0050	17-Jan-17	\$80,000	Coop	
640 W 139 St #26	1-02087-0050	17-Jan-17	\$80,000	Coop	