



CANARSIE

A monthly analysis of residential sales
in Canarsie, Brooklyn

January 2017





Residential Market Report, January 2017

Canarsie, Brooklyn

SUMMARY

MEDIAN SALE PRICE

\$285K

-17% YoY

NO. OF TRANSACTIONS

9

-25% YoY

MEDIAN PRICE/SQ.FT.

\$343

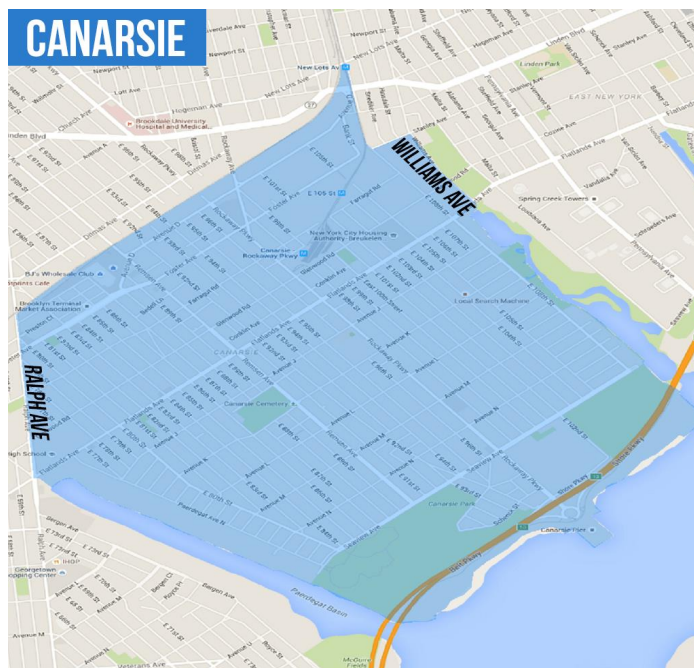
28% YoY

BROOKLYN
MEDIAN SALE PRICE

\$672K

10% YoY

NEIGHBORHOOD BOUNDARIES

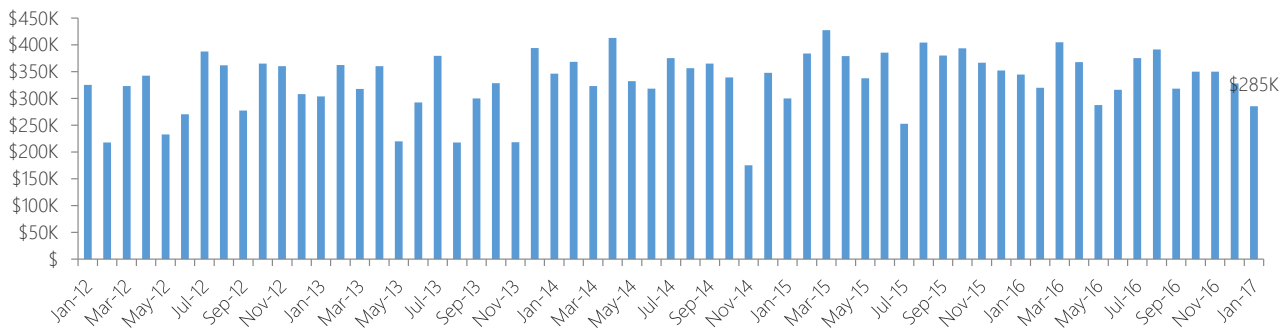




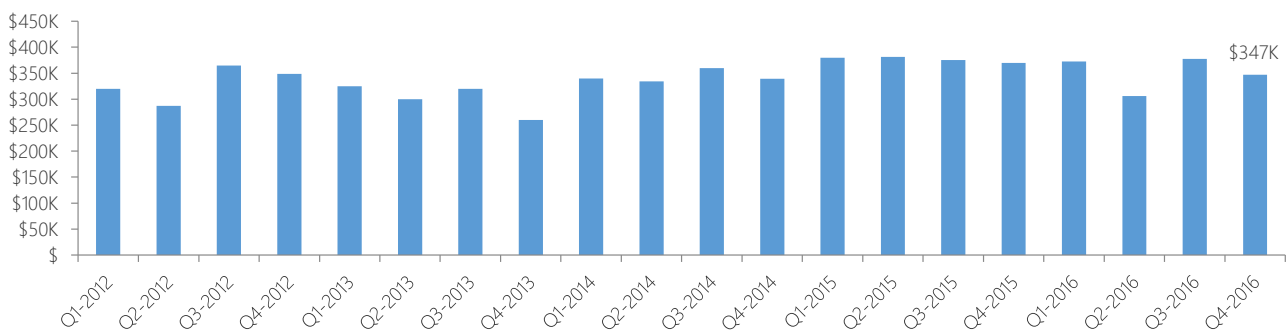
The RATNER Team Market Reports

RESIDENTIAL STATS

Median Sale Price by Month

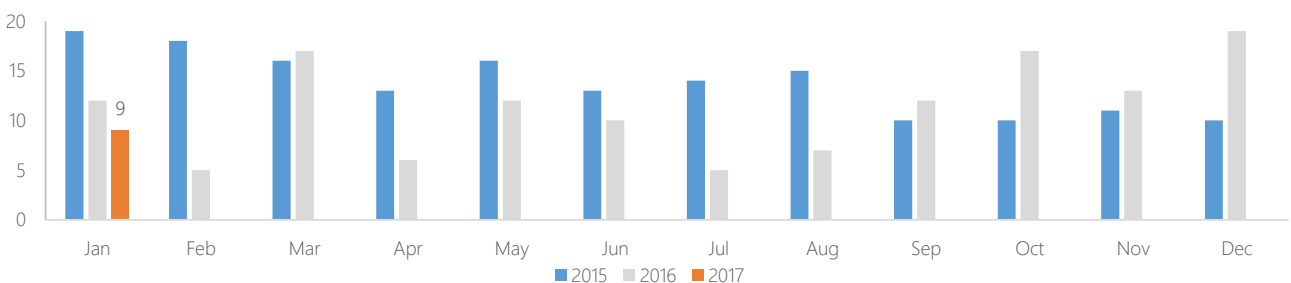


Median Sale Price by Quarter



Number of Transactions

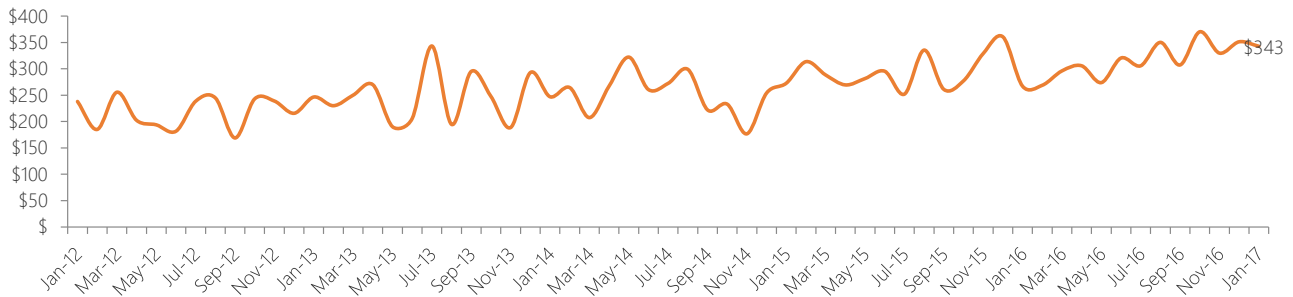
Year	Jan	Feb	Mar	Apr	May	Jun	Jul	Aug	Sep	Oct	Nov	Dec
2012	10	8	11	10	8	8	10	12	13	13	10	11
2013	11	12	6	3	4	6	12	12	11	10	10	11
2014	10	10	13	7	12	11	14	10	9	9	7	17
2015	19	18	16	13	16	13	14	15	10	10	11	10
2016	12	5	17	6	12	10	5	7	12	17	13	19
2017	9											





The RATNER Team Market Reports

Median Sale Price per Square Foot

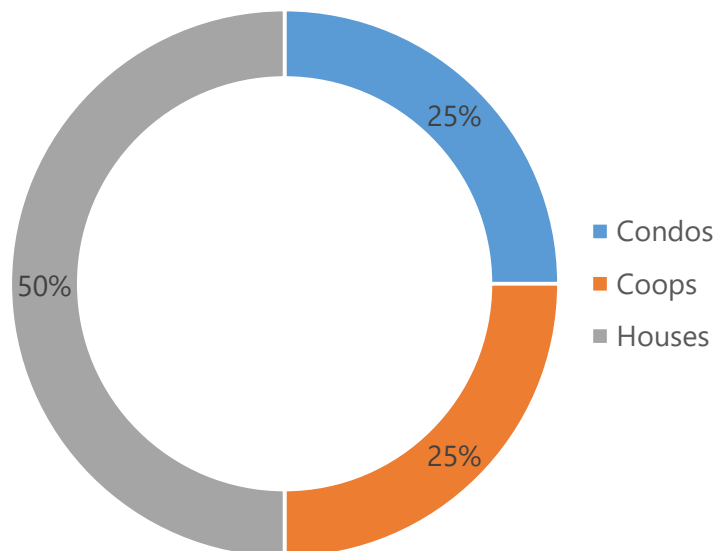


RESIDENTIAL SALES BREAKDOWN

Type of Residential Properties Sold

Property Type	Median sale price	Y-o-Y	Median sale price/sqft	Y-o-Y	Transactions
Condos	\$254,250	0%	\$362	42%	2
Coops	\$141,250	1%	-	-	2
Houses	\$300,000	-28%	\$310	3%	4

Number of Sales by Building Type





LIST OF TRANSACTIONS

Address	BBL	Sale date	Sale price	Property type	Sqft
1245 E 102 St	3-08267-0024	30-Jan-17	\$550,000	House	1,407
1212 E 82 St #111	3-08060-1155	9-Jan-17	\$330,000	Condo	1,063
1353 E 96 St	3-08242-0025	5-Jan-17	\$300,000	House	800
1059 E 81 St	3-08033-0014	26-Jan-17	\$300,000	House	1,224
1150 E 89 St	3-08054-0068	25-Jan-17	\$270,770	House	1,440
1236 E 82 St #69	3-08060-1113	13-Jan-17	\$178,500	Condo	432
959-999 E 108 St #2C	3-08235-0315	31-Jan-17	\$142,500	Coop	
1001-1031 E 108 St #2D	3-08235-0289	26-Jan-17	\$140,000	Coop	