

## EAST FLATBUSH

A monthly analysis of residential sales  
in East Flatbush, Brooklyn

June 2016



# The RATNER Team Market Reports

## Residential Market Report, June 2016

### East Flatbush, Brooklyn

#### SUMMARY

MEDIAN SALE PRICE

**\$398K**

-6% YoY

NO. OF TRANSACTIONS

**7**

-30% YoY

MEDIAN PRICE/SQ.FT.

**\$278**

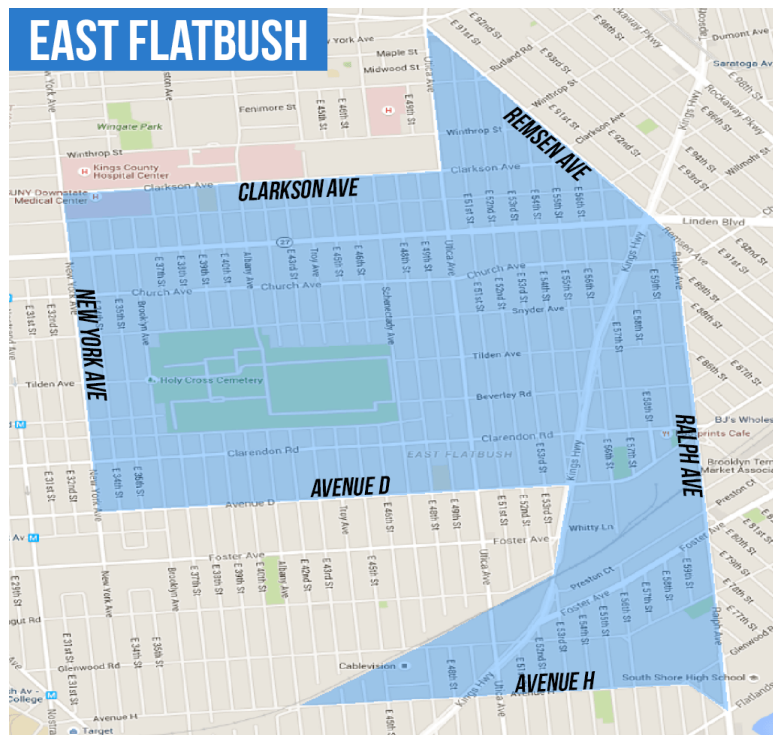
15% YoY

BROOKLYN  
MEDIAN SALE PRICE

**\$620K**

9% YoY

#### NEIGHBORHOOD BOUNDARIES



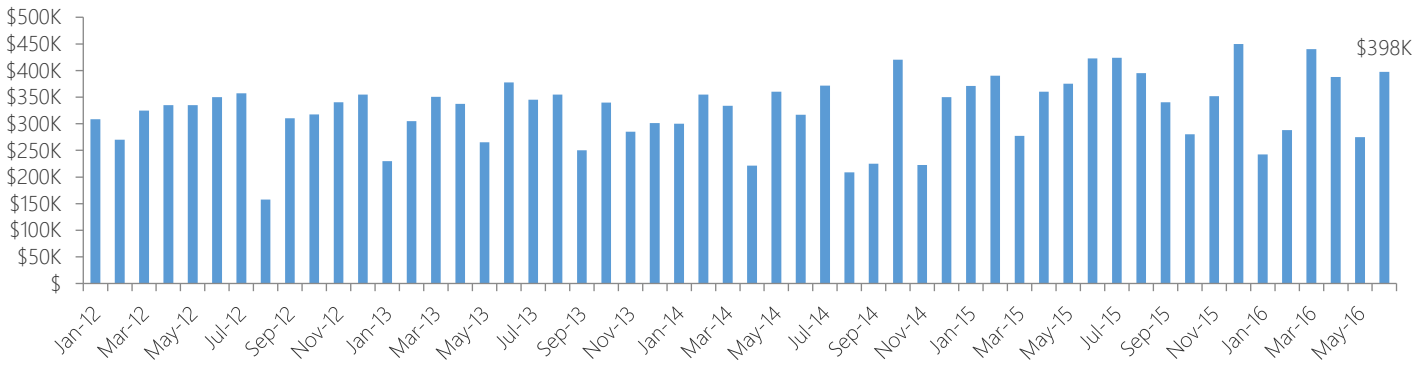
o: 718-747-8215 | c: 347-501-0860 | e: [Contact@TheRatnerTeam.com](mailto:Contact@TheRatnerTeam.com)

Warren Lewis Sotheby's International Realty

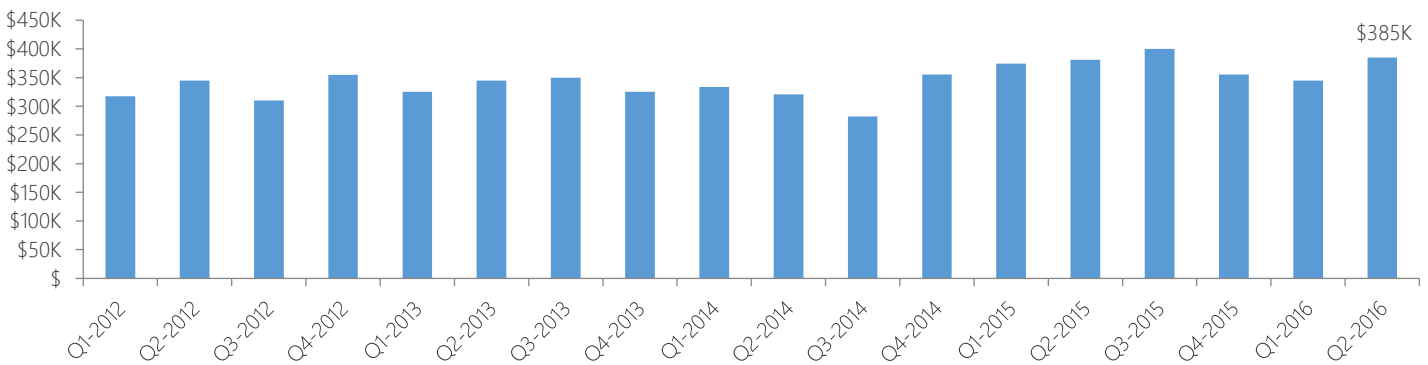
# The RATNER Team Market Reports

## RESIDENTIAL STATS

### Median Sale Price by Month

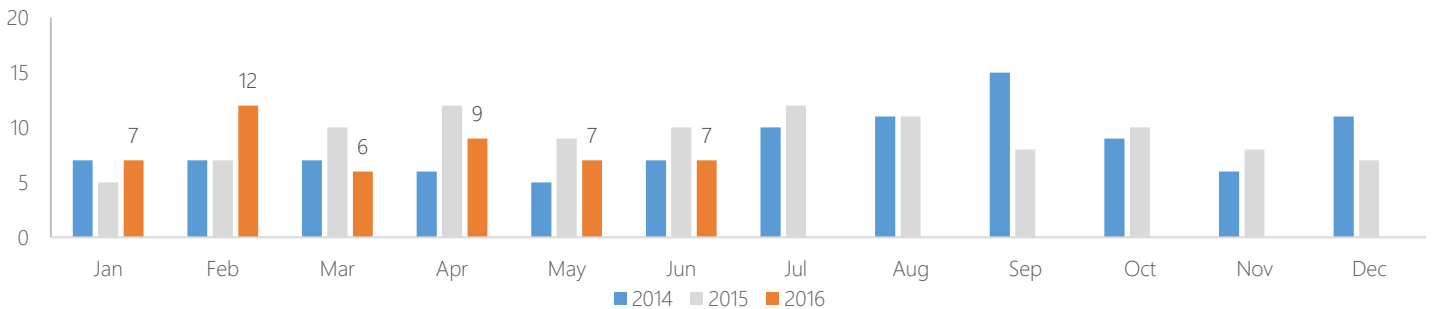


### Median Sale Price by Quarter



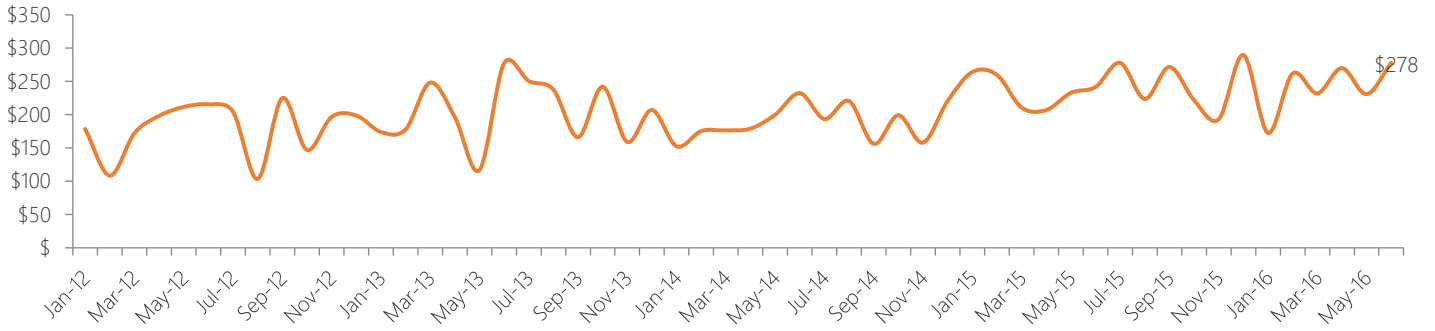
### Number of Transactions

Year	Jan	Feb	Mar	Apr	May	Jun	Jul	Aug	Sep	Oct	Nov	Dec
2011	5	6	5	2	8	8	7	5	4	6	8	3
2012	4	4	12	2	5	8	8	4	7	6	10	11
2013	2	7	8	8	7	4	12	12	7	15	9	6
2014	7	7	7	6	5	7	10	11	15	9	6	11
2015	5	7	10	12	9	10	12	11	8	10	8	7
2016	7	12	6	9	7	7						



# The RATNER Team Market Reports

## Median Sale Price per Square Foot

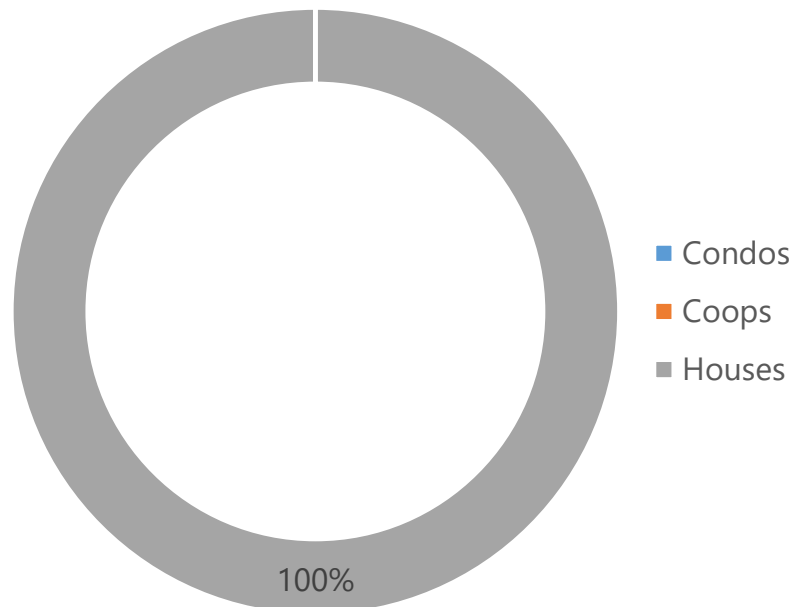


## RESIDENTIAL SALES BREAKDOWN

### Type of Residential Properties Sold

Property Type	Median sale price	Y-o-Y	Median sale price/sqft	Y-o-Y	Transactions
Condos	-	-	-	-	0
Coops	-	-	-	-	0
Houses	\$397,520	-10%	\$278	15%	7

### Number of Sales by Building Type



# The RATNER Team Market Reports

## LIST OF TRANSACTIONS

Address	BBL	Sale date	Sale price	Property type	Sqft
868 Lenox Rd	3-04659-0006	10-Jun-16	\$557,000	House	2,304
3907 Snyder Ave	3-04893-0137	23-Jun-16	\$525,000	House	1,200
203 E 58 St	3-04730-0031	29-Jun-16	\$430,000	House	1,600
143 E 43 St	3-04880-0053	17-Jun-16	\$365,040	House	1,272
544 E 43 St	3-04959-0038	14-Jun-16	\$340,000	House	1,024
238 E 58 St	3-04729-0056	21-Jun-16	\$87,000	House	1,568

**o: 718-747-8215 | c: 347-501-0860 | e: [Contact@TheRatnerTeam.com](mailto:Contact@TheRatnerTeam.com)**

**Warren Lewis Sotheby's International Realty**