

MILL BASIN

A monthly analysis of residential sales
in Mill Basin, Brooklyn

June 2016



The RATNER Team Market Reports

Residential Market Report, June 2016

Mill Basin, Brooklyn

SUMMARY

MEDIAN SALE PRICE

\$905K

39% YoY

NO. OF TRANSACTIONS

8

167% YoY

MEDIAN PRICE/SQ.FT.

\$373

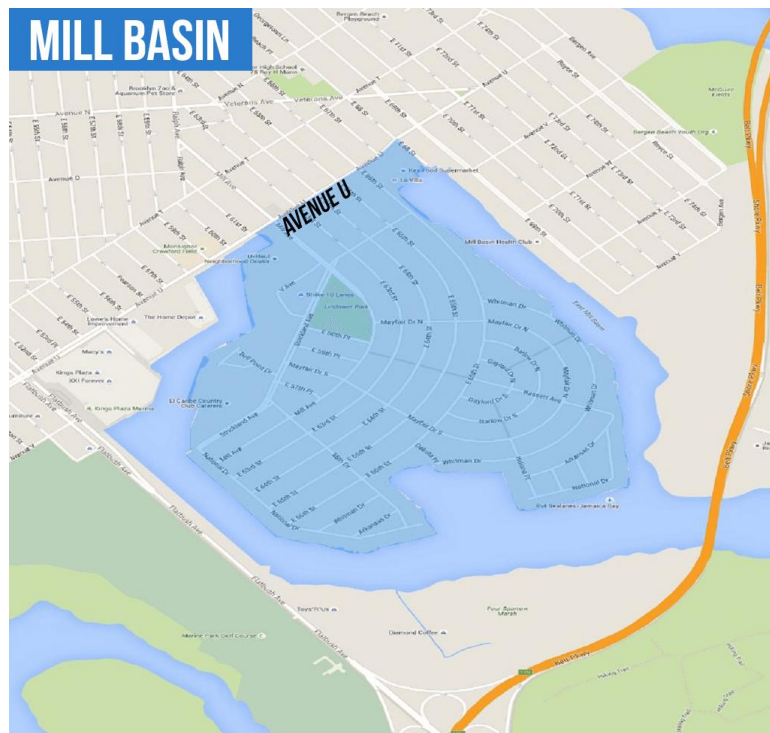
13% YoY

BROOKLYN
MEDIAN SALE PRICE

\$620K

9% YoY

NEIGHBORHOOD BOUNDARIES



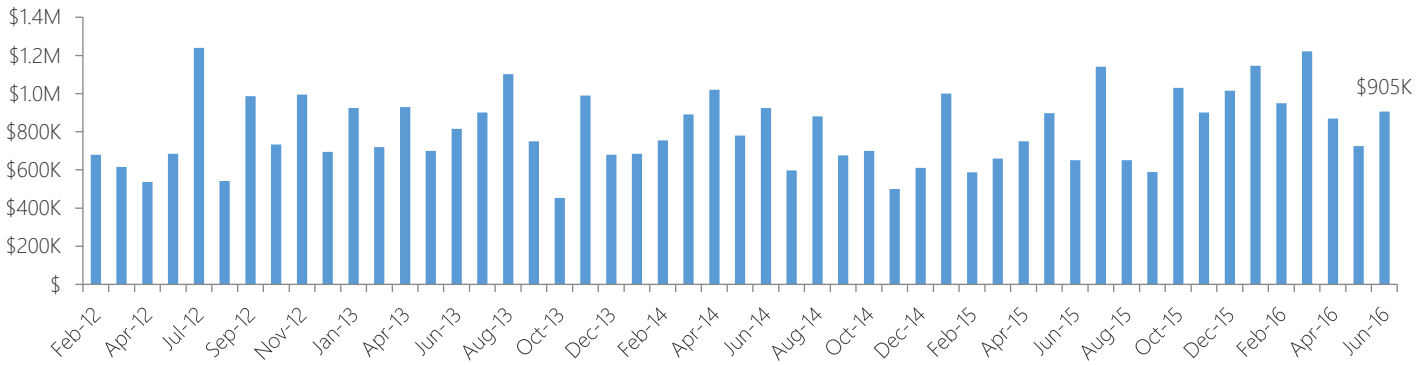
o: 718-747-8215 | c: 347-501-0860 | e: Contact@TheRatnerTeam.com

Warren Lewis Sotheby's International Realty

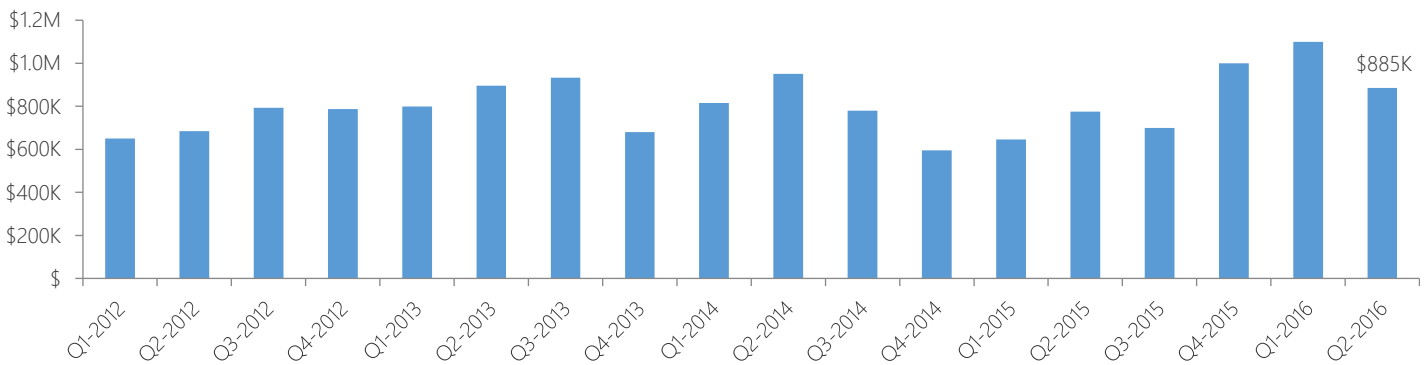
The RATNER Team Market Reports

RESIDENTIAL STATS

Median Sale Price by Month

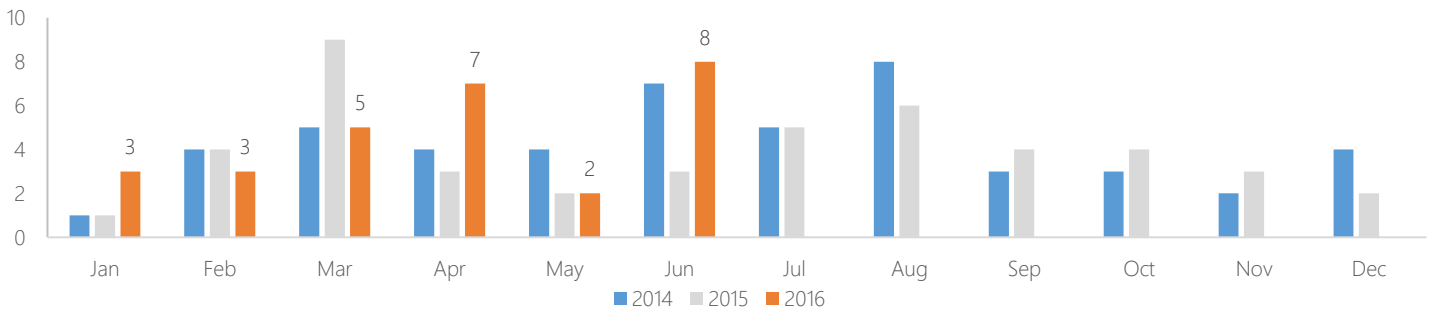


Median Sale Price by Quarter



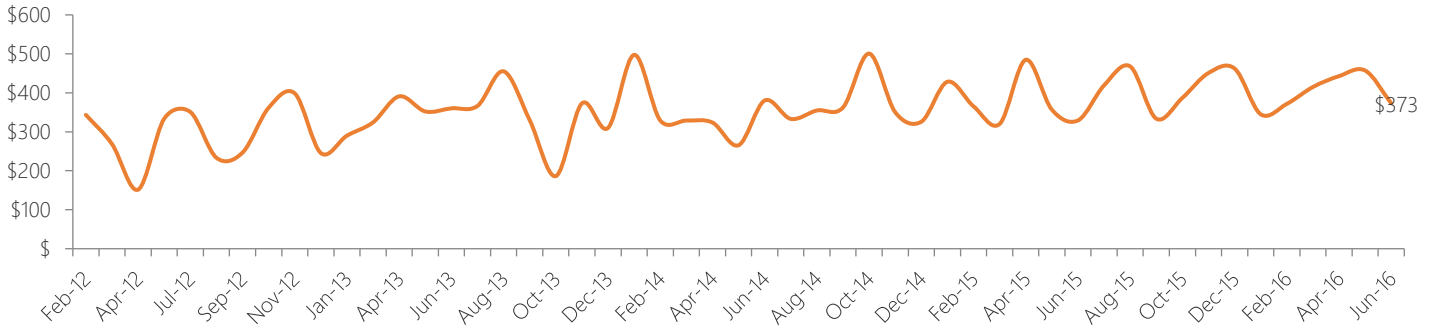
Number of Transactions

Year	Jan	Feb	Mar	Apr	May	Jun	Jul	Aug	Sep	Oct	Nov	Dec
2011	2	4	7	0	2	5	3	1	2	4	5	3
2012	0	5	4	2	3	0	1	4	1	4	3	3
2013	4	5	0	4	5	1	5	2	5	2	4	8
2014	1	4	5	4	4	7	5	8	3	3	2	4
2015	1	4	9	3	2	3	5	6	4	4	3	2
2016	3	3	5	7	2	8						



The RATNER Team Market Reports

Median Sale Price per Square Foot

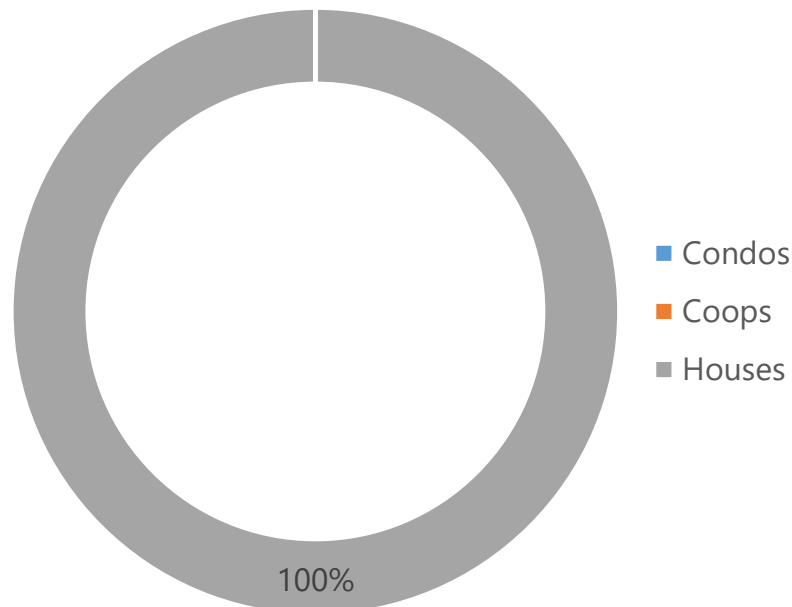


RESIDENTIAL SALES BREAKDOWN

Type of Residential Properties Sold

Property Type	Median sale price	Y-o-Y	Median sale price/sqft	Y-o-Y	Transactions
Condos	-	-	-	-	0
Coops	-	-	-	-	0
Houses	\$905,000	39%	\$373	13%	8

Number of Sales by Building Type



The RATNER Team Market Reports

LIST OF TRANSACTIONS

Address	BBL	Sale date	Sale price	Property type	Sqft
284 Arkansas Dr	3-08614-0017	8-Jun-16	\$1,650,000	House	4,550
353 Mayfair Dr S	3-08621-0019	22-Jun-16	\$1,290,000	House	2,437
2374 E 66 St	3-08635-0025	17-Jun-16	\$1,150,000	House	3,083
205 Barlow Dr S	3-08606-0003	29-Jun-16	\$905,000	House	1,959
2224 E 66 St	3-08632-0008	15-Jun-16	\$800,000	House	3,700
446 Mayfair Dr S	3-08606-0048	9-Jun-16	\$760,000	House	2,310
2519 E 63 St	3-08641-0016	16-Jun-16	\$477,500	House	1,188

o: 718-747-8215 | c: 347-501-0860 | e: Contact@TheRatnerTeam.com

Warren Lewis Sotheby's International Realty