

GREENPOINT

A monthly analysis of residential sales
in Greenpoint, Brooklyn

June 2016



The RATNER Team Market Reports

Residential Market Report, June 2016

Greenpoint, Brooklyn

SUMMARY

MEDIAN SALE PRICE

\$928K

-19% YoY

NO. OF TRANSACTIONS

8

-20% YoY

MEDIAN PRICE/SQ.FT.

\$1,010

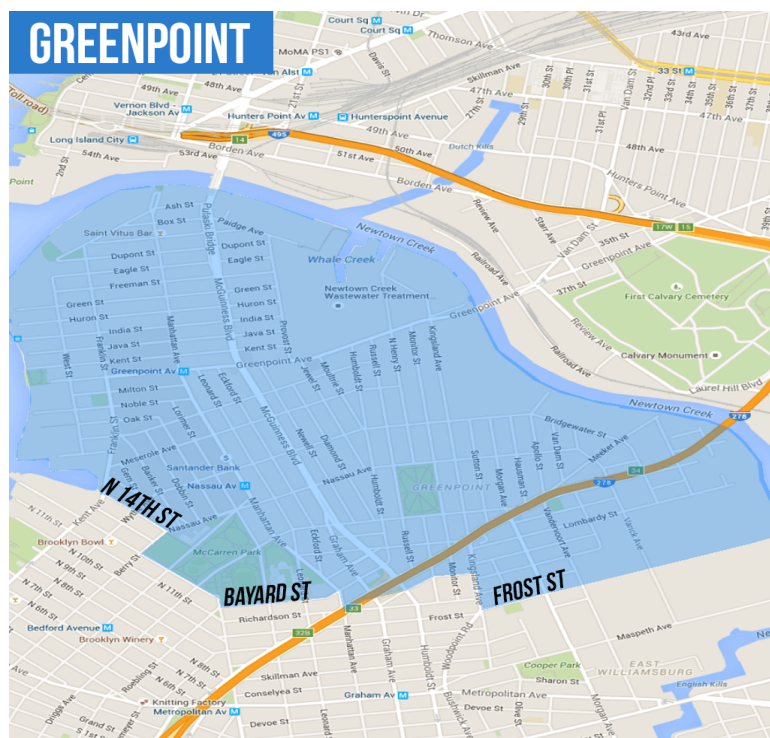
-6% YoY

BROOKLYN
MEDIAN SALE PRICE

\$620K

9% YoY

NEIGHBORHOOD BOUNDARIES



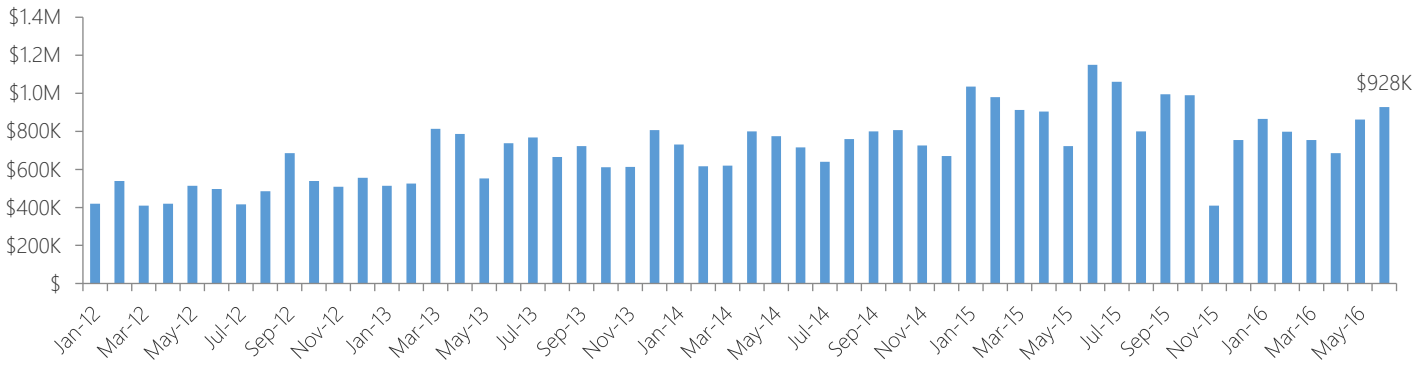
o: 718-747-8215 | c: 347-501-0860 | e: Contact@TheRatnerTeam.com

Warren Lewis Sotheby's International Realty

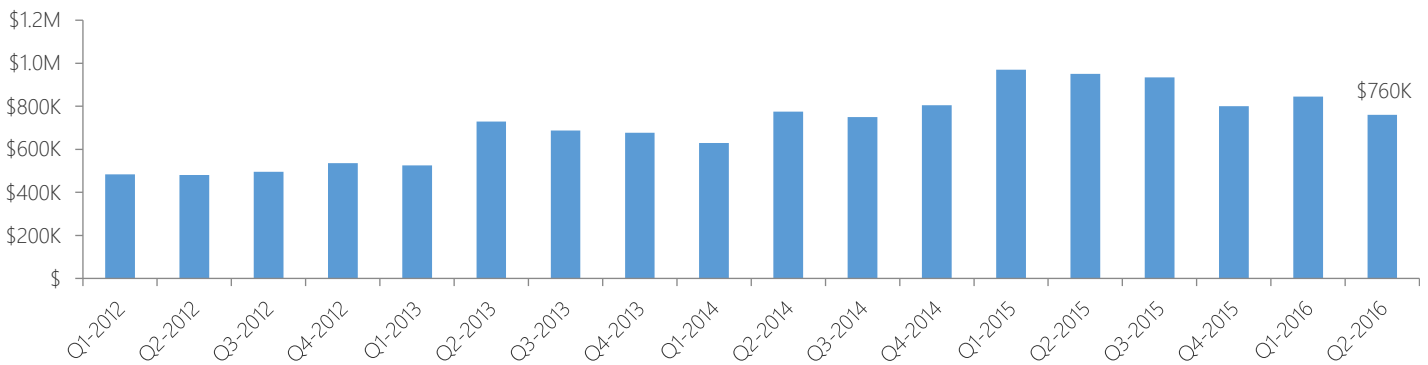
The RATNER Team Market Reports

RESIDENTIAL STATS

Median Sale Price by Month

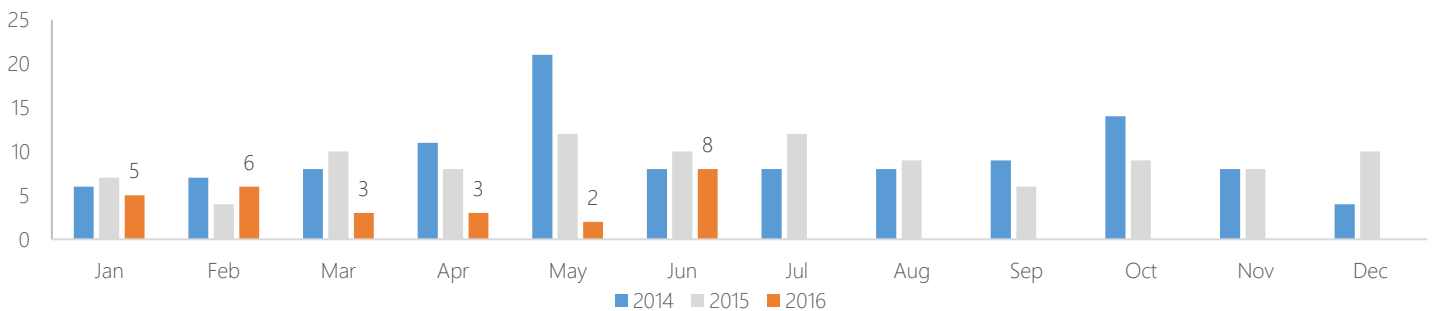


Median Sale Price by Quarter



Number of Transactions

| Year | Jan | Feb | Mar | Apr | May | Jun | Jul | Aug | Sep | Oct | Nov | Dec |
|------|-----|-----|-----|-----|-----|-----|-----|-----|-----|-----|-----|-----|
| 2011 | 30 | 20 | 24 | 17 | 20 | 19 | 19 | 10 | 17 | 15 | 7 | 10 |
| 2012 | 9 | 16 | 12 | 9 | 22 | 21 | 14 | 11 | 15 | 11 | 10 | 6 |
| 2013 | 4 | 6 | 5 | 6 | 9 | 13 | 10 | 17 | 8 | 9 | 12 | 11 |
| 2014 | 6 | 7 | 8 | 11 | 21 | 8 | 8 | 8 | 9 | 14 | 8 | 4 |
| 2015 | 7 | 4 | 10 | 8 | 12 | 10 | 12 | 9 | 6 | 9 | 8 | 10 |
| 2016 | 5 | 6 | 3 | 3 | 2 | 8 | | | | | | |

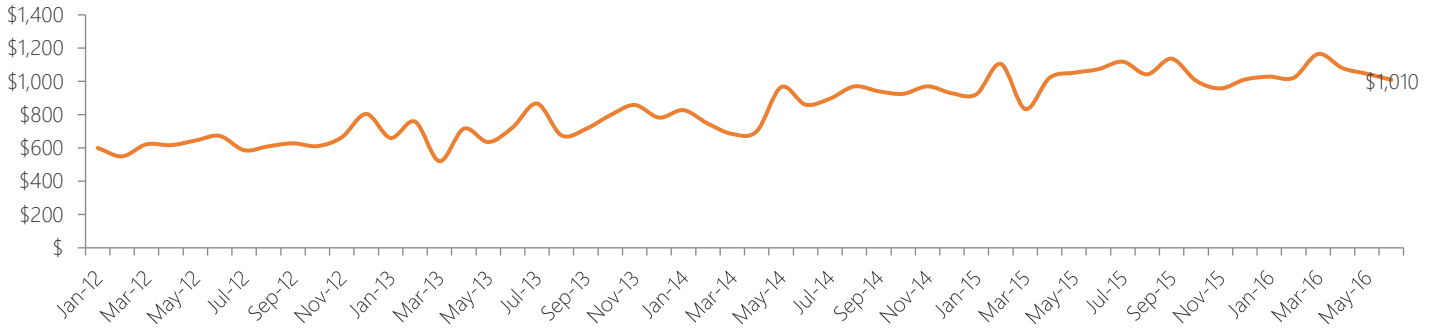


o: 718-747-8215 | c: 347-501-0860 | e: Contact@TheRatnerTeam.com

Warren Lewis Sotheby's International Realty

The RATNER Team Market Reports

Median Sale Price per Square Foot

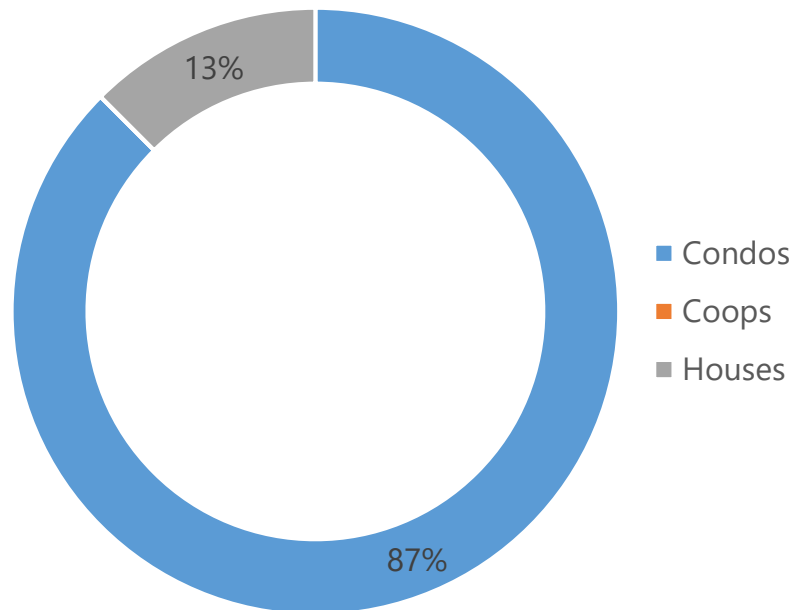


RESIDENTIAL SALES BREAKDOWN

Type of Residential Properties Sold

| Property Type | Median sale price | Y-o-Y | Median sale price/sqft | Y-o-Y | Transactions |
|---------------|-------------------|-------|------------------------|-------|--------------|
| Condos | \$828,750 | -17% | \$1,032 | -4% | 7 |
| Coops | - | - | - | - | 0 |
| Houses | \$1,526,000 | -24% | \$778 | -36% | 1 |

Number of Sales by Building Type



The RATNER Team Market Reports

LIST OF TRANSACTIONS

| Address | BBL | Sale date | Sale price | Property type | Sqft |
|--------------------------|--------------|-----------|-------------|---------------|-------|
| 129 Calyer St | 3-02572-0040 | 23-Jun-16 | \$1,526,000 | House | 1,962 |
| 60 Java Street #3T | 3-02549-1080 | 1-Jun-16 | \$1,125,000 | Condo | 1,114 |
| 84 Engert Avenue #4B | 3-02713-1008 | 24-Jun-16 | \$1,100,000 | Condo | 916 |
| 240 Kingsland Avenue #3R | 3-02689-1006 | 27-Jun-16 | \$927,500 | Condo | 877 |
| 149 Huron Street #4E | 3-02522-1019 | 15-Jun-16 | \$730,000 | Condo | 1,157 |
| 61 Green Street #1 | 3-02511-1001 | 7-Jun-16 | \$463,566 | Condo | 1,385 |
| 61 Herbert Street #3A | 3-02827-1105 | 9-Jun-16 | \$427,000 | Condo | 405 |