


# DYKER HEIGHTS

A monthly analysis of residential sales  
in Dyker Heights, Brooklyn

June 2016



# Residential Market Report, June 2016

## Dyker Heights, Brooklyn

### SUMMARY

MEDIAN SALE PRICE

**\$724K**

-11% YoY

NO. OF TRANSACTIONS

**10**

25% YoY

MEDIAN PRICE/SQ.FT.

**\$580**

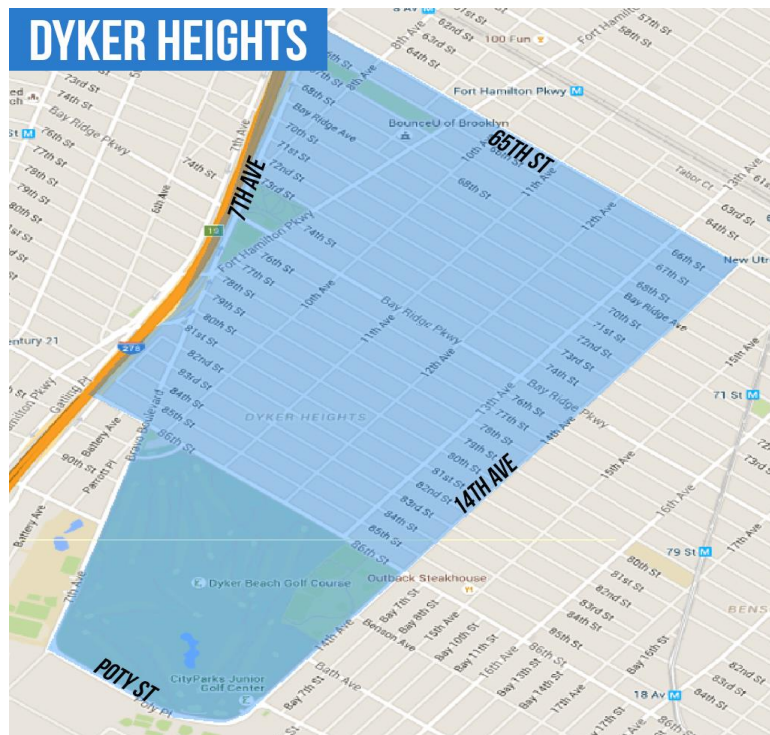
-6% YoY

BROOKLYN  
MEDIAN SALE PRICE

**\$620K**

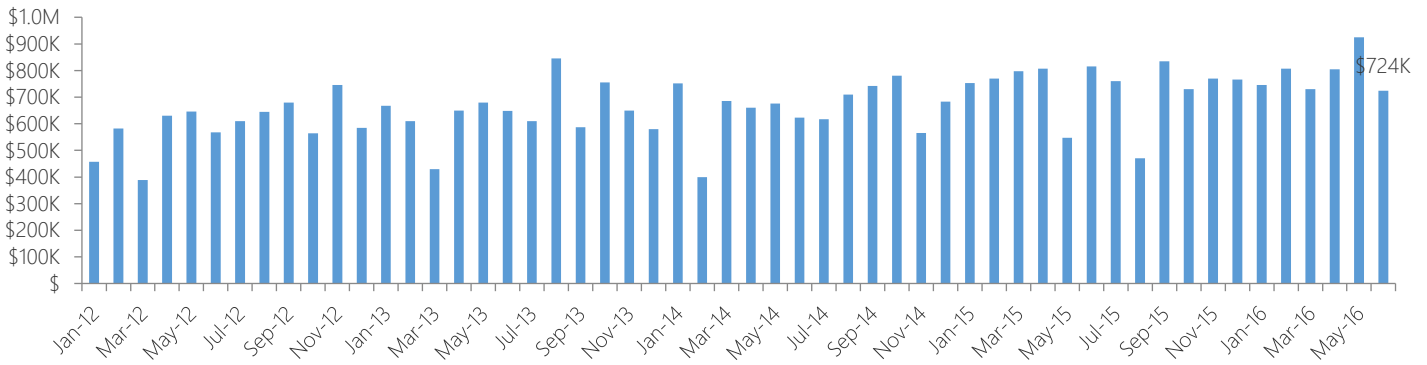
9% YoY

### NEIGHBORHOOD BOUNDARIES

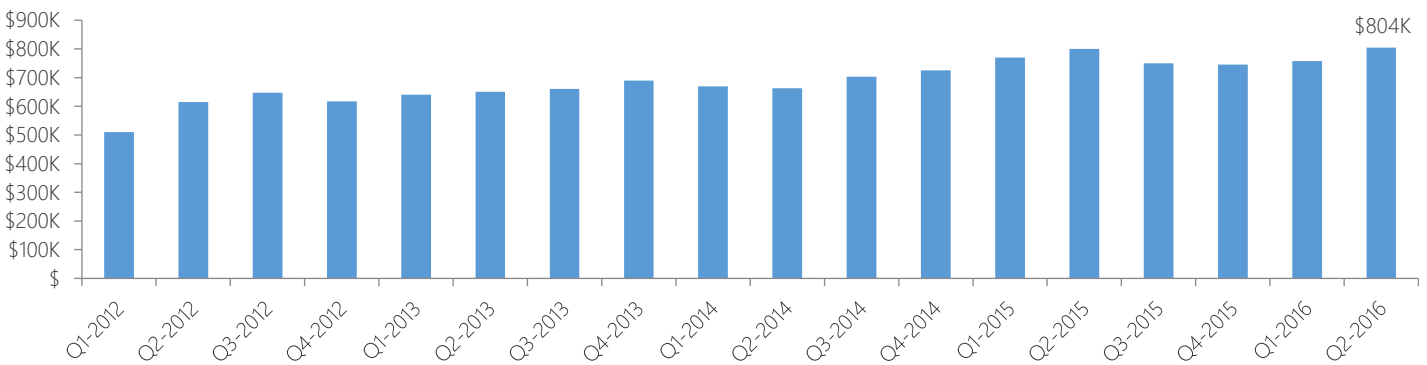


# RESIDENTIAL STATS

## Median Sale Price by Month

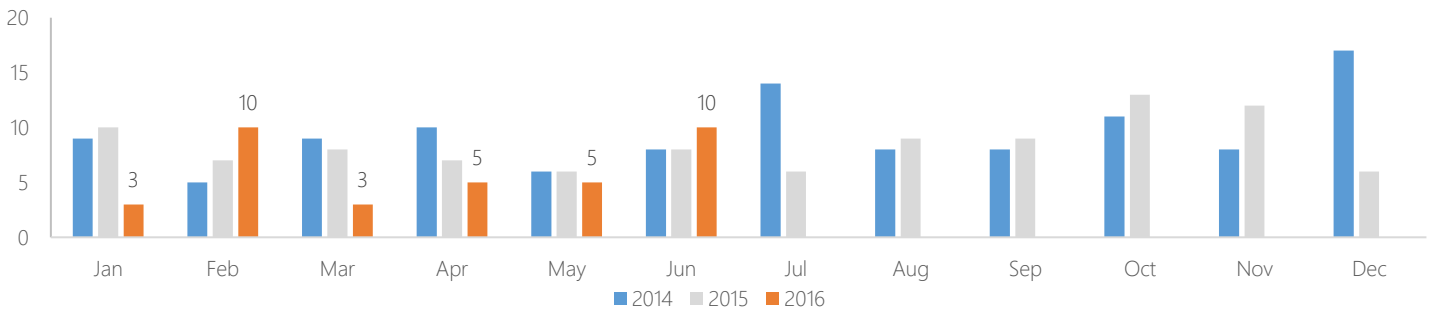


## Median Sale Price by Quarter

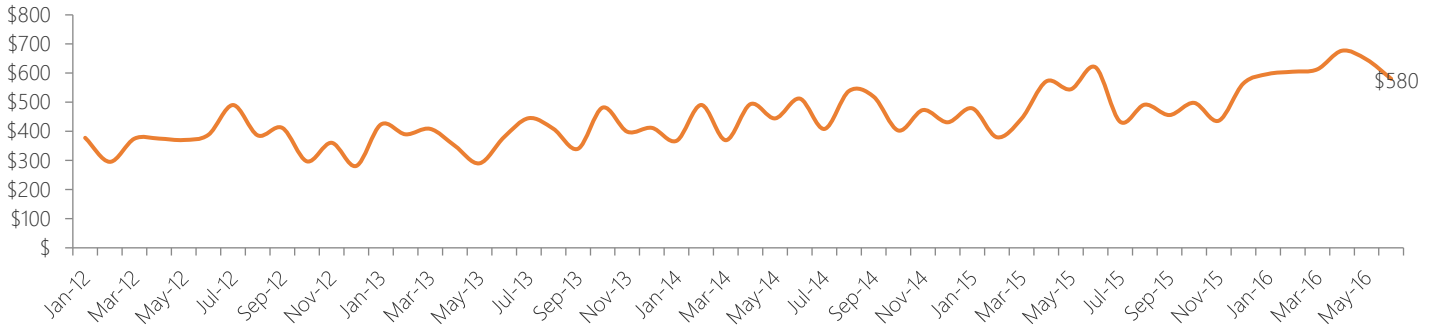


## Number of Transactions

Year	Jan	Feb	Mar	Apr	May	Jun	Jul	Aug	Sep	Oct	Nov	Dec
2011	5	7	10	1	7	9	3	9	7	10	6	13
2012	16	7	7	8	10	10	7	15	16	8	9	5
2013	8	9	8	11	5	11	8	2	8	16	9	4
2014	9	5	9	10	6	8	14	8	8	11	8	17
2015	10	7	8	7	6	8	6	9	9	13	12	6
2016	3	10	3	5	5	10						



## Median Sale Price per Square Foot

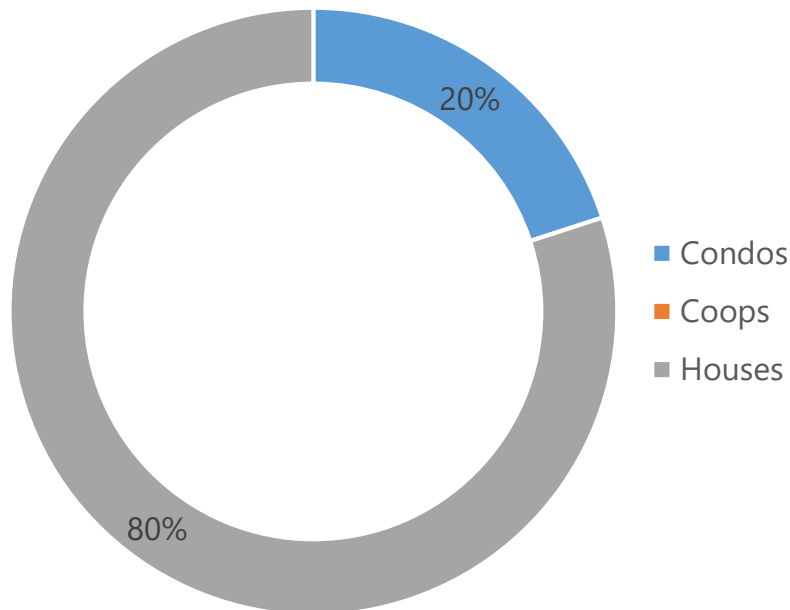


## RESIDENTIAL SALES BREAKDOWN

### Type of Residential Properties Sold

Property Type	Median sale price	Y-o-Y	Median sale price/sqft	Y-o-Y	Transactions
Condos	\$570,000	10%	\$473	-23%	2
Coops	-	-	-	-	0
Houses	\$872,000	6%	\$580	-8%	8

### Number of Sales by Building Type



## LIST OF TRANSACTIONS

Address	BBL	Sale date	Sale price	Property type	Sqft
1255 79 St	3-06255-0055	21-Jun-16	\$1,150,000	House	2,288
1018 81 St	3-06002-0014	24-Jun-16	\$970,000	House	1,385
1158 76 St	3-06231-0030	20-Jun-16	\$900,000	House	1,120
1067 80 St	3-05984-0051	2-Jun-16	\$872,000	House	1,421
8019 12 Ave	3-06279-0002	29-Jun-16	\$724,200	House	1,248
1271 80 St	3-06267-0049	23-Jun-16	\$700,000	House	1,288
6712 11 Avenue #202	3-05765-1005	24-Jun-16	\$597,000	Condo	970
1375 70 Street #1C	3-06156-1013	10-Jun-16	\$543,000	Condo	1,639
1237 85 St	3-06321-0063	8-Jun-16	\$500,000	House	1,480