

CANARSIE

A monthly analysis of residential sales
in Canarsie, Brooklyn

June 2016



The RATNER Team Market Reports

Residential Market Report, June 2016

Canarsie, Brooklyn

SUMMARY

MEDIAN SALE PRICE

\$316K

-18% YoY

NO. OF TRANSACTIONS

9

-31% YoY

MEDIAN PRICE/SQ.FT.

\$325

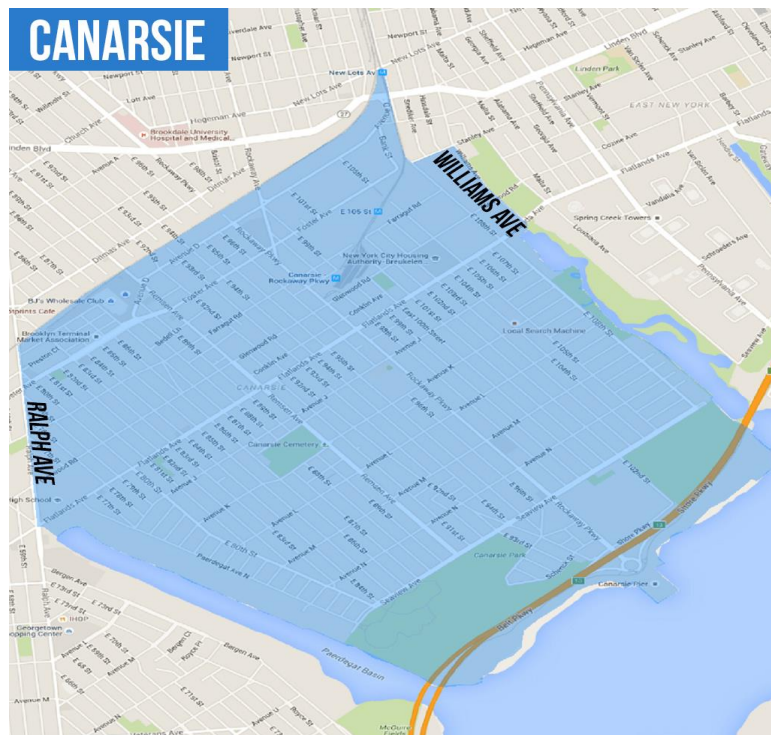
12% YoY

BROOKLYN
MEDIAN SALE PRICE

\$620K

9% YoY

NEIGHBORHOOD BOUNDARIES



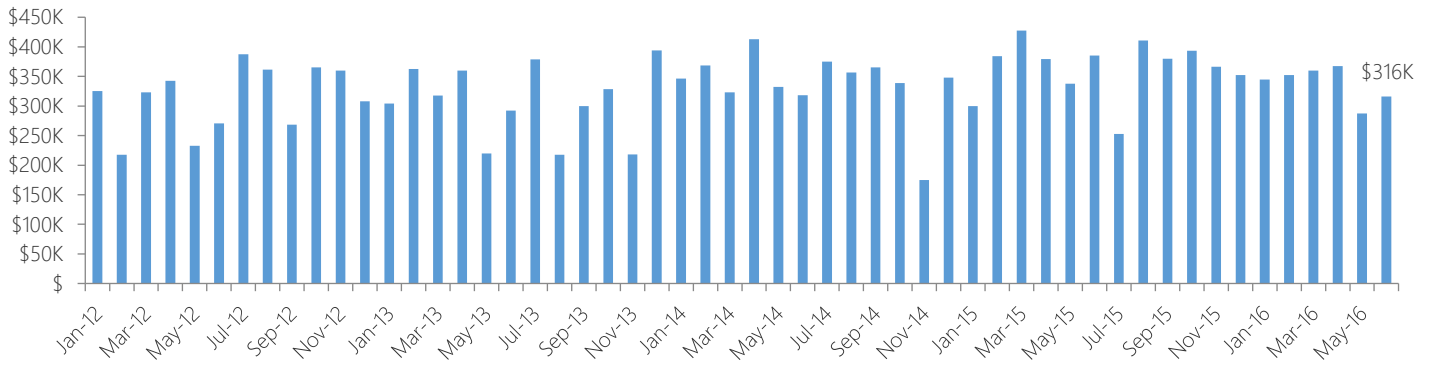
o: 718-747-8215 | c: 347-501-0860 | e: Contact@TheRatnerTeam.com

Warren Lewis Sotheby's International Realty

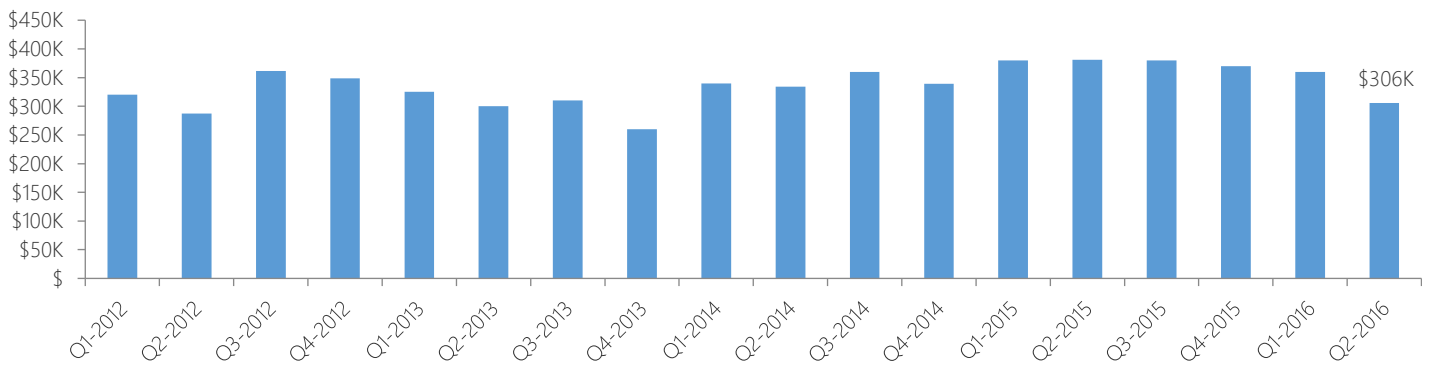
The RATNER Team Market Reports

RESIDENTIAL STATS

Median Sale Price by Month

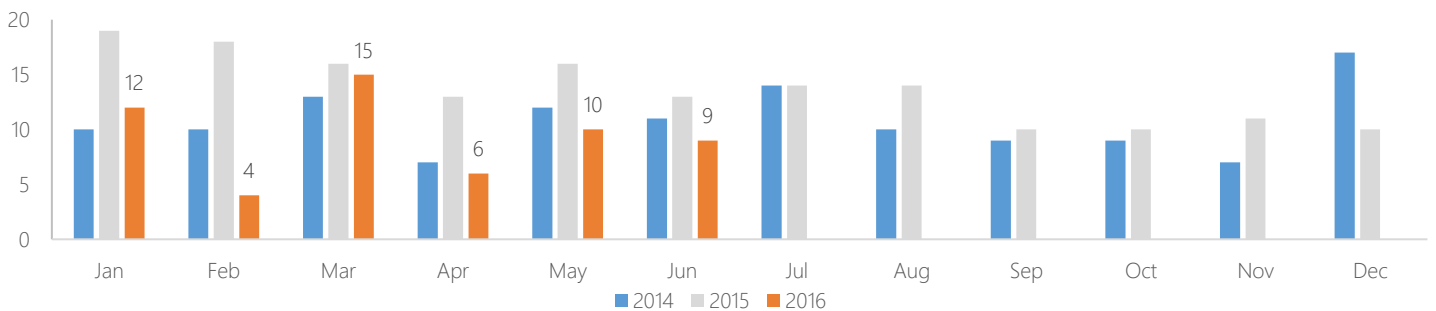


Median Sale Price by Quarter



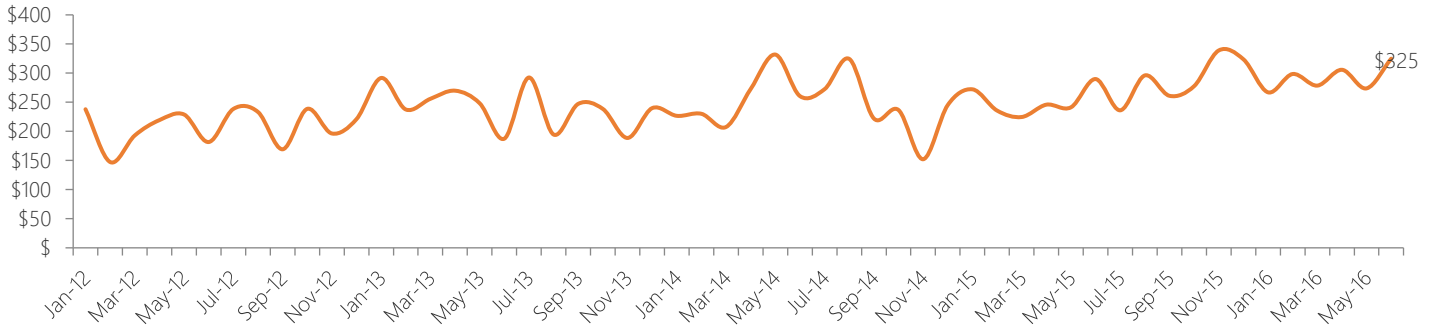
Number of Transactions

Year	Jan	Feb	Mar	Apr	May	Jun	Jul	Aug	Sep	Oct	Nov	Dec
2011	7	6	10	15	13	16	17	8	11	9	8	10
2012	10	8	11	10	8	8	10	12	12	13	10	11
2013	11	12	6	3	4	6	11	12	11	10	10	11
2014	10	10	13	7	12	11	14	10	9	9	7	17
2015	19	18	16	13	16	13	14	14	10	10	11	10
2016	12	4	15	6	10	9						



The RATNER Team Market Reports

Median Sale Price per Square Foot

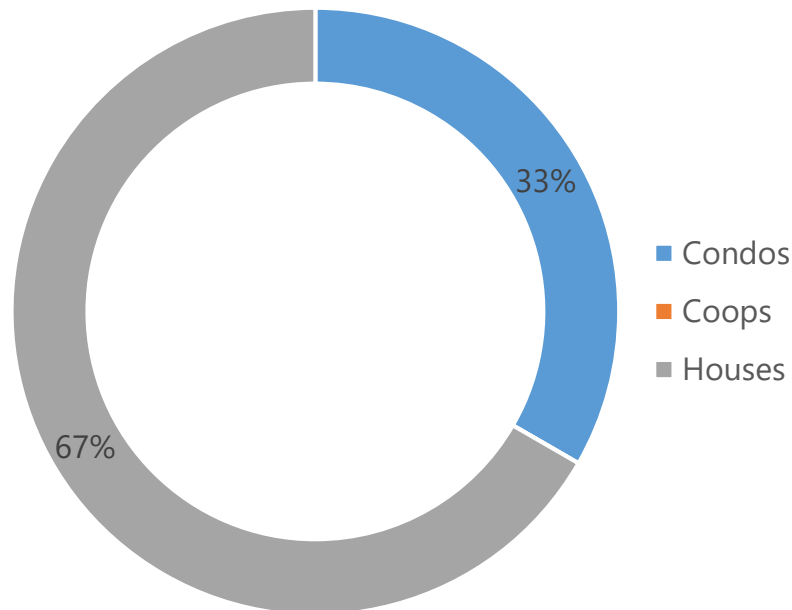


RESIDENTIAL SALES BREAKDOWN

Type of Residential Properties Sold

Property Type	Median sale price	Y-o-Y	Median sale price/sqft	Y-o-Y	Transactions
Condos	\$285,000	-34%	\$313	6%	3
Coops	-	-	-	-	0
Houses	\$410,000	6%	\$337	21%	6

Number of Sales by Building Type



The RATNER Team Market Reports

LIST OF TRANSACTIONS

Address	BBL	Sale date	Sale price	Property type	Sqft
8210 Avenue J	3-08034-0037	3-Jun-16	\$685,000	House	3,412
8721 Glenwood Rd	3-07992-0002	7-Jun-16	\$445,000	House	672
1659 E 93 St	3-08296-0009	23-Jun-16	\$410,000	House	1,216
1111 East 93 Street #403	3-08181-1021	27-Jun-16	\$320,000	Condo	1,024
514 E 85 St	3-07963-0060	3-Jun-16	\$312,000	House	1,120
1229 East 80 Street #180	3-08060-1224	16-Jun-16	\$285,000	Condo	1,063
509 E 88 St	3-07967-0031	1-Jun-16	\$195,000	House	375
8106 Avenue L #141	3-08060-1185	22-Jun-16	\$170,000	Condo	432

o: 718-747-8215 | c: 347-501-0860 | e: Contact@TheRatnerTeam.com

Warren Lewis Sotheby's International Realty